








































Appendix I – BVPIs which did not meet their 2005/2006 year-end performance target

Code	Short Name	PI Category	2003/4	2004/5	2005/6		Movement from 04/05	Status
			Actual Value	Actual Value	Actual Value	Target		
Category: 1-Affordable Housing								
Traffic Light: Red								
BV183a	Length of stay in temporary accommodation (B&B)	1-Affordable Housing	2 weeks	3 weeks	2.25 weeks	2 weeks		
BV183b	Length of stay in temporary accommodation (Hostel)	1-Affordable Housing	24 weeks	23 weeks	34.75 weeks	22 weeks		
BV184a	Non-decent local authority dwellings (%)	1-Affordable Housing	36.00%	31.00%	35.00%	31.00%		
BV203	Change in number of families in temporary accommodation	1-Affordable Housing	N/a	-4.11%	1.88%	-5.00%		
Category: 3-Keeping our District Safe								
Traffic Light: Red								
BV127a	Violent Crime per 1,000 Population	3-Keeping our District Safe	N/a	N/a	13.39	12.40	N/a	
BV128	Vehicle crimes per 1,000 population	3-Keeping our District Safe	8.70	5.10	5.44	4.60		
Category: 4-Caring for the Environment								
Traffic Light: Red								
BV106	New homes built on previously developed land	4-Caring for the Environment	88.00%	87.00%	65.00%	75.00%		
Category: 6-1st Class Public Services								
Traffic Light: Red								
BV11b	Top 5% of Earners: Ethnic Minorities	6-1st Class Public Services	0.00%	0.00%	0.00%	1.30%		
BV12	Working Days Lost Due to Sickness Absence	6-1st Class Public Services	10.20 days	7.88 days	8.99 days	8.93 days		
BV14	Percentage of Early Retirements	6-1st Class Public Services	0.35%	0.52%	0.51%	0.17%		
BV15	Percentage of Ill-health Retirements	6-1st Class Public Services	0.53%	0.44%	0.34%	0.17%		

Code	Short Name	PI Category	2003/4	2004/5	2005/6		Movement from 04/05	Status
			Actual Value	Actual Value	Actual Value	Target		
BV157	E-government: E-enabled interactions	6-1st Class Public Services	40.00%	78.00%	91.00%	100.00%		
BV17a	Ethnic Minority representation in the workforce - employees	6-1st Class Public Services	1.13%	1.00%	1.10%	1.30%		
BV2a	Equality Standard for Local Government	6-1st Class Public Services	Level 1	Level 1	Level 1	Level 2		
BV2b	Duty to Promote Race Equality	6-1st Class Public Services	50%	53%	58%	100%		
BV76b	Housing Benefits Security number of fraud investigators employed per 1000 caseload	6-1st Class Public Services	0.43	0.58	0.47	0.58		
BV78b	Speed of processing - changes of circumstances for HB/CTB claims	6-1st Class Public Services	11.81 days	7.00 days	13.68 days	10.00 days		
BV8	% of invoices paid on time	6-1st Class Public Services	96.07%	96.20%	93.78%	100.00%		

Status	
	This PI is below target.
	This PI is on/over target.

Movement	
	This PI has improved/decreased from 04/05
	The value of this PI has not changed from 04/05